

LCD



Vandal Resistant

Metal case protection with illuminated Touch-Panel keypad



AR331U



AR327H

Inspired,
Stylish,
Redefined...

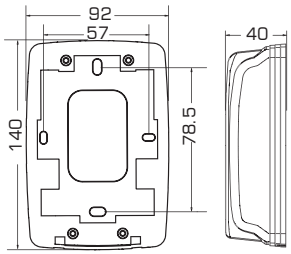
Sleek shape with metallic SilverBlack color concept further enhance modern contemporary impression of your office. Illuminated touch keypad looks cool and allow you to still see the keypad at night.

Patented anti-vibration relay ensure door remain locked during vandalism attempt to force open door by knocking hard on the reader.

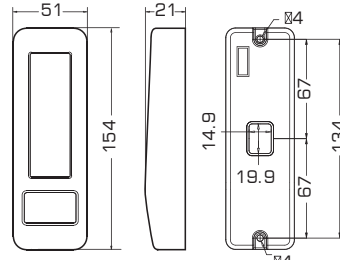


MAG Etegra
Integrated Access Security Software

Dimension AR327H



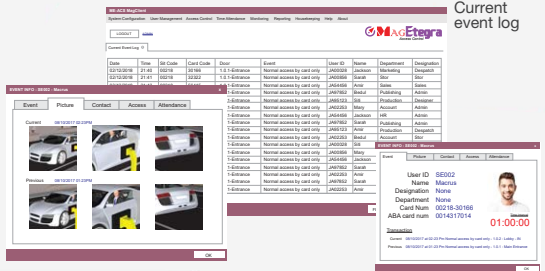
Dimension AR331U



ME-ACS software is available in 4 versions as follows:

- LITE** Single PC, Single RS485 or TCP/IP connection, simple time attendance
- STANDARD** Single PC, maximum 3 RS485 or TCP/IP connection, advance time attendance.
- PRO BASIC** Multiple PC within LAN, Multiple RS485 or TCP/IP connection, CCTV picture capture up to 8 camera, advance time attendance
- PRO ADVANCE** Multiple PC within LAN and internet (multi branch), Multiple RS485 or TCP/IP connection, CCTV picture capture unlimited camera, advance time attendance, Emap,

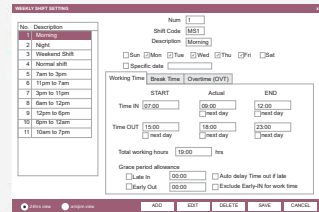
Clean and intuitive GUI help you search for access activity super fast



Double click event log to see pictures captured for that event

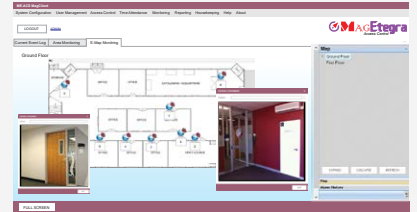
Event info

Flexible time attendance to automate clocking report and monitor staff punctuality



Advance version support multiple overnight shift and flexible shift. Attendance will calculate work time, over time, late arrive and early go

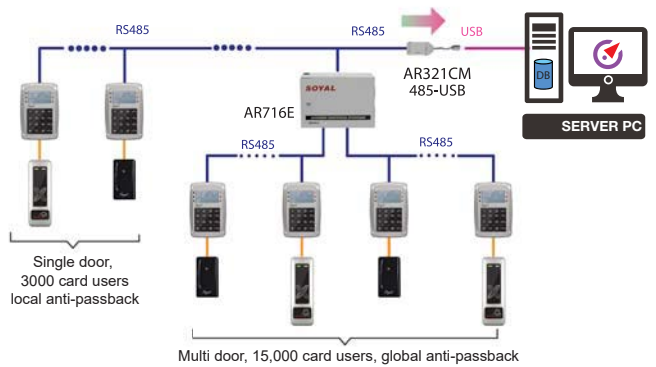
E-Map pin point threat location and helps you response to alarm faster



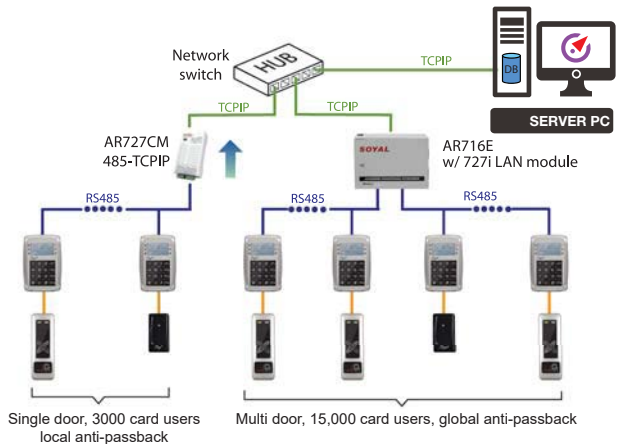
E-map will automatically pop up according to alarm event.

Model	AR327H	AR327H_M
Frequency	125KHz	13.56MHz
Standard	EM Standard	Mifare ISO14443A
Reading Range (Depends on Tags)	3-7cm	1-3cm
Power Supply	10-24VDC	
Power consumption	<3W	
Communication Interface	RS-485	
Baud Rate	9600 bps(N,8,1)	
Temperature	-10 °C to +60 °C	
Digital Input	Egress(R.T.E.) /Door contact/ Arming Switch	
Relay Output	Alarm Relay / Lock Relay	
Lock Relay Time	ON/OFF, 0.1-600 Sec.	
Alarm Time	Toggle, 1-600 Sec.	
Tamper Switch	Limit Switch (Form C)	
User Capacity	M4/M8	3,000
	M6	65,000
Event log	M4/M8	1,500
External Reader	1 Wiegand Port	
Anti-pass-back	Yes (M4/M8 Only)	
Lift Control	32 Floors, 3,000 Users	
Serial port	Yes	
LCD Panel	128*64(4 Lines messages, 16 Characters each line)	
Transistor Output	Lock (or security trigger signal)/ Alarm Duress	
Ingress Protection	IP56	
Indicator	2 LED & 1 Beeper	
Keypad Material	Illuminated Touch-panel	
Housing Material	Zinc Alloy	
Time Zone	11/63(Connect to Multi-Door Networking Controller)	
Operation Mode	Standalone/ Networking	
Color	Chrome	
Dimensions (mm)	140(L)X92(W)X40(H)	
Weight (g)	430±10	

RS485 network connection



TCP/IP network connection



Standalone connection

