



Easier manual unlock

**EC**Lock



**Wing 205**

## Enjoy the convenience of automation

### Wing Arm Autogate

Proudly Malaysian product. We have 40 years of expertise and continuously improving our system to give you proven quality, durability and reliability.

#### 1 Work harder and last longer

MightyDC full metal gear high torque motor, heavy-duty bearing and more than 100 microns extra thick powder coating have proven to last for years to come. The dual-speed controller reduces mechanical wear thus reducing maintenance costs.



**MIGHTY DC**

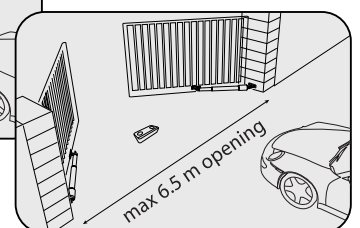

#### 2 Higher security and safety

SpiralLock automatically self locks the gate after fully closed. No more hassle of an additional lock at the gate. Adjustable high speed allows the gate to be closed faster to prevent any intruder. Gate stops if blocked by an obstacle.



**SpiralLock**


#### Folding type



Swing type


### 3 Work more seamlessly

MightyDC gear ratio is optimized for extra quiet operation. Our backup battery system ensures at least 50 times opening during power failure. No more big motor at pillar. Swing arm motor blends in nicely with the gate at bottom.




### 4 Faster spare parts

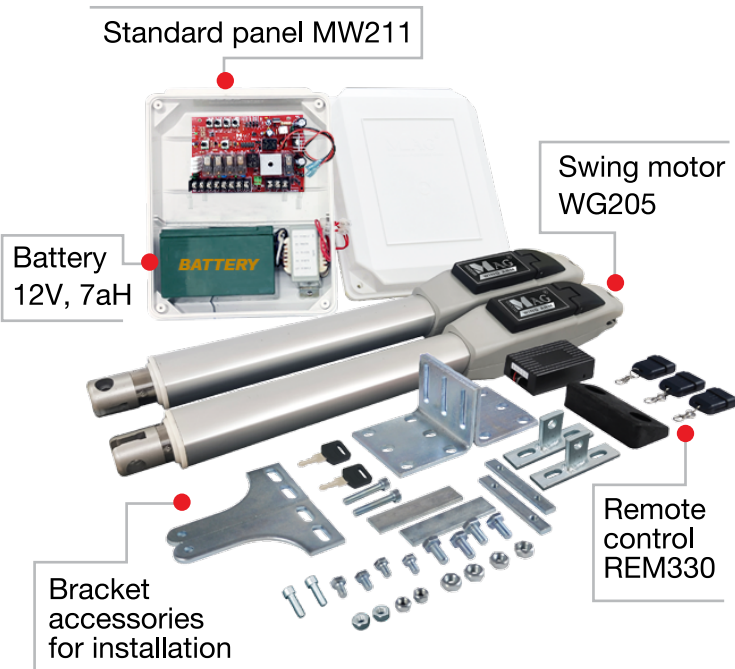
No more weeks of long waiting for imported parts. MAG full spare parts is available locally to get your gate fixed faster.



## Feature

Select the one for you. We offer 3 types of systems to cater to your needs.

Model number	Wing205 	Wing303	Wing201
Types of swing motor	WG205	WG303	WG201
Specialty	Stronger and extra quiet	Quiet and robust mechanism.	Simplified to be more affordable.
Manual unlock with key	Yes with EcLoc	No	No
Max gate weight per leaf	300 kg (MightyDC high torque)	250 kg	220 kg
Arm motor finishing	Powder coated above 100 microns	Stainless steel	Stainless steel



**UPGRADE** from standard MW211 to MW221 premium control panel.

#### Premium control panel



Additional transformers minimize electric fluctuation for more stable performance at any site location.

#### UPGRADE

remote control from standard REM330 (30m) to long-range REM433 (60m).



#### Accessories to add on

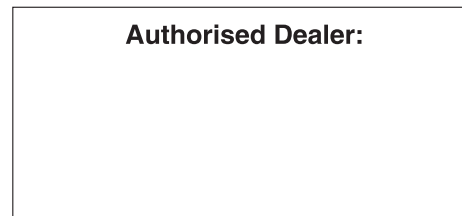


Double button - PB-2W



Rim lock for side gate

#### Authorised Dealer:



All specification, drawing and product info are subject to change without prior notice.



ACB QMS 05  
MS No.: 05 100 20010