

Standard

Access control system

simple . flexible . secure



SOYAL®

SOYAL Standard system is the most affordable best value PC based door, turnstile, parking and elevator access control system in market. Effectively control who (card user) can enter where (door group) at what time (time zone) using what method (card and/or pin).

Best value BIG LCD screen

Graphical pixel LCD screen shows date and time synchronized with PC clock to increase time attendance accuracy. All setting can be done from user friendly menu on the LCD screen. Big LCD screen looks better !

Compact modern design

Curved stylish design can match any modern contemporary decoration. Reader is built in RFID for easier installation, lesser wiring and overall lower maintenance cost.

Easy to use software

Software has clean GUI and optimized to provide practical function instead of crowded with unnecessary features. This make our software easier to learn, simpler to use and easier to be assist by technical support. Our software is simpler enough for small company and yet powerful enough to cater the needs of big organization.

Time attendance

Flexible multi shift system automate clocking report to review total work time, break time and overtime of staff. No more long hours of manual calculation. Lateness, early out, long lunch and absenteeism report allow you to monitor staff punctuality and improve company efficiency.

Built-in alarm function

External alarm will sound off and notify software if door is forced open or left open too long. Alarm can be armed / disarmed by password. Extra value added feature.

CCTV integration

Camera can capture picture for every in and out as visual evidence. This greatly enhances the effectiveness of access control and accuracy of attendance clocking.



AR727-EBR1121

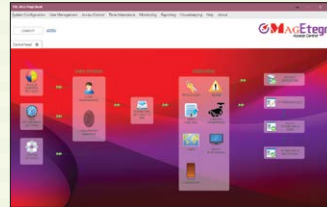
Controller with built-in reader



AR737U

Auxiliary Wiegand reader

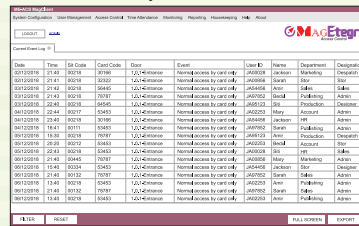
Icon based menu easy to learn



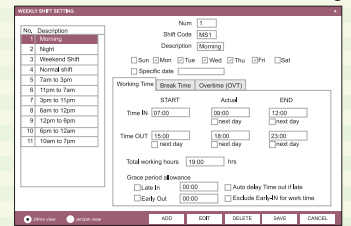
CCTV capture of in & out clocking



Clean and easy interface



Multi Shift Setting



MAG Etegra

Integrated Access Security Software

- Lite - Standalone function
- Pro Basic - Client/server network and CCTV
- Pro Advance - More extensive network and CCTV



Standard RFID access control system

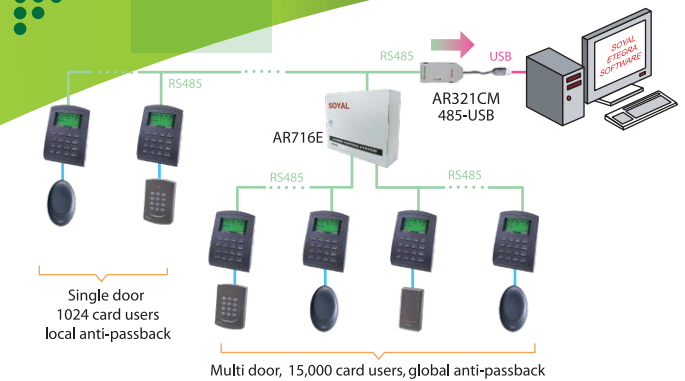


AR727-EBR1121 is a single door reader with built-in RF reader. AR727-EBR1121 can work standalone (1024 users) or connect to AR716E multi-door interface (15K users). AR727-EBR1121 can effectively protect your premises from unwanted visitor and at the same time function as time attendance clocking terminal. With all-in-one software, this is simply the best value solution. Generally, AR727-EBR1121 is installed inside as EXIT reader while AR737U installed outside as ENTRY reader.

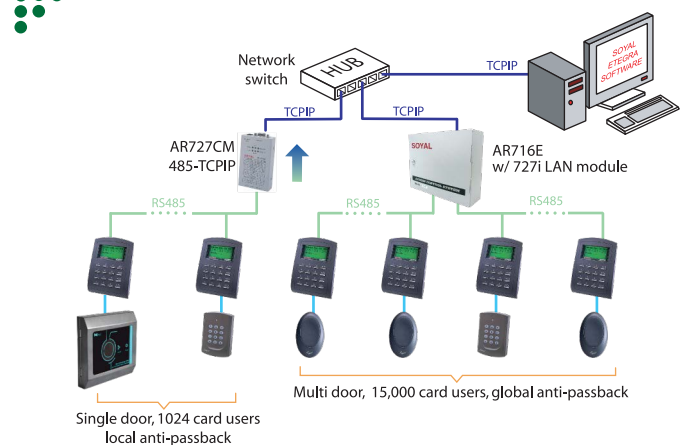
AR727H specification

Built-in-operation mode	M4	M6	M8
Card User	1024	65,536	1024
Event Memory	1200	NONE	1200
Time zone / holiday	11 / 120	NONE	11 / 120
Anti-passback	YES	NONE	YES
Alarm (tamper,force entry & door open too long)	YES	NONE	YES
Elevator control	1024 users, 32 floor	NONE	1024 users, 32 floor
DirectPC software	YES	NONE	YES
Multi reader networking with AR716E	YES	NONE	YES
Access mode	Card only, Card or pin, Card and pin		
Access pin number format	5 digit user num + 4 digit pin	Public pin 4 digit	User pin 4 digit
Big LCD screen	Resolution 128 x 64 4 text lines with 16 characters each line		
Wiegand port	1 input port (selectable WG 26 or 34)		
Push button input	1 negative trigger input		
Alarm sensor input	1 negative trigger input		
Door output (dry contact)	0.1-600 sen N.O/N.C, max 24V-1A		
Alarm output (open collector)	0.1-600 sec, active low output		
Reader RF frequency	125KHz or Mifare 13.56Mhz		
Reading range	approx 10cm (4inch)		
Data communication	RS485-9600 bps (N,8,1)		
Power consumption	10-24V,less than 3W		
Dimension, weight	126(h) x 91(w) x 46(d) mm,210 gram		

RS485 network connection



TCPIP network connection



AR737U wiegand specification


RF frequency	125KHz or Mifare 13.56Mhz
Reading range	5 cm
Power consumption	9 - 16V,less tahn 1.5 W
Dimension,weight	113(h) x 71 (w) x 36(d) mm,90 gram

Ordering Info

EM 125KHz	727H, 737U
Mifare 13.56MHz	727H_1356, 737U_1356

Accessories

Standalone connection



Authorized dealer



Features, specifications and dimensions are subject to change without notice.

WWW.MAG-ETEGRA.COM.MY